



Fluid Power Pneumatic Division

FRL's

MODULAR AIR FILTER



SPECIFICATIONS

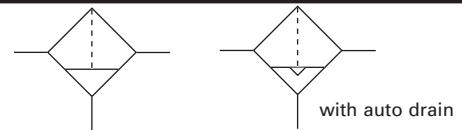
Maximum Supply Pressure	220 psi
Maximum Operating Pressure	145 psi
Ambient & Media Temperature	40°F - 140°F (5°C - 60°C)
Filtration*	25 µm
Bowl Material**	Polycarbonate
Metal Bowl Guard***	Zinc

*5 micron filter element or 50 micron filter element.

**Metal Bowl is available on all series.

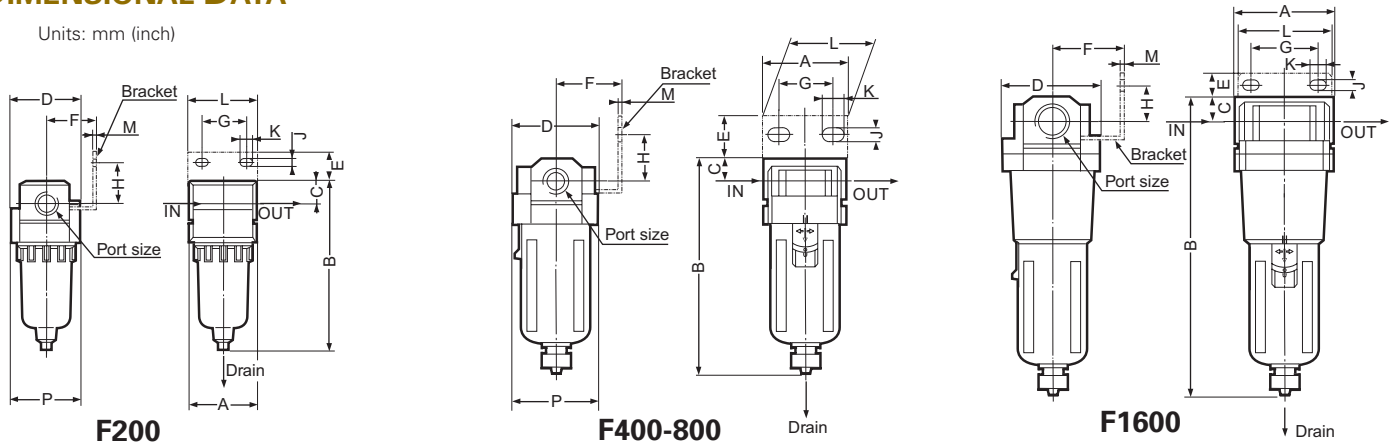
***No Guard on F200.

SYMBOL



DIMENSIONAL DATA

Units: mm (inch)



Model	Port Size NPT	A	B	C	D	E	F	G	H	J	K	L	M	P	w/ Auto Drain
															N.O. (B)
F200	1/8" - 1/4"	40.1 (1.58)	97.5 (3.84)	10.9 (0.43)	40.1 (1.57)	17.0 (0.67)	30.0 (1.18)	26.9 (1.06)	22.1 (0.87)	5.3 (0.21)	8.4 (0.33)	40.1 (1.57)	2.3 (0.09)	39.9 (1.57)	131.6 (5.18)
F400	1/4" - 3/8"	53.1 (2.09)	132.6 (5.22)	14.0 (0.55)	53.1 (2.09)	16.0 (0.63)	40.9 (1.61)	40.1 (1.57)	23.1 (0.91)	6.6 (0.26)	7.9 (0.31)	53.1 (2.09)	2.3 (0.09)	55.9 (2.20)	170.4 (6.71)
F800	1/2"	70.1 (2.76)	168.4 (6.63)	18.0 (0.71)	70.1 (2.76)	17.0 (0.67)	50.0 (1.97)	54.1 (2.13)	25.9 (1.02)	8.4 (0.33)	10.4 (0.41)	70.1 (2.76)	2.3 (0.09)	72.9 (2.87)	207.5 (8.17)
F1600	3/4" - 1"	89.9 (3.54)	247.4 (9.74)	23.9 (0.94)	89.9 (3.54)	23.1 (0.91)	70.1 (2.76)	66.0 (2.60)	35.1 (1.38)	10.9 (0.43)	13.0 (0.51)	89.9 (3.54)	3.3 (0.13)	89.9 (3.54)	286.5 (11.28)

ORDERING INFORMATION

F - 202 - A - Other Options

Code	Description
F	Filter

Model	Port Size
202	1/8"
204	1/4"
404	1/4"
406	3/8"
808	1/2"
1612	3/4"
1616	1"

Code	Option
omit	none
A	Auto Drain

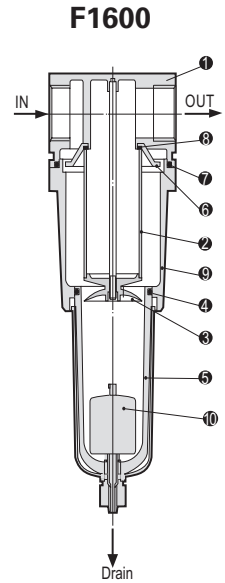
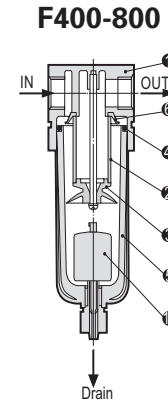
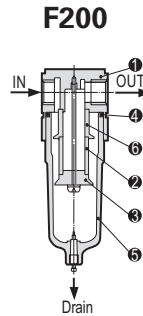
*5 micron filter element or 50 micron filter element.
**Metal Bowl is available on all series.

MODULAR AIR FILTER

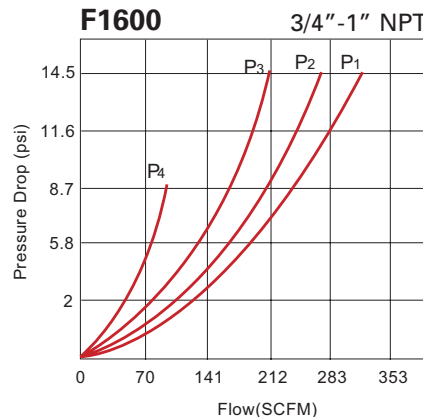
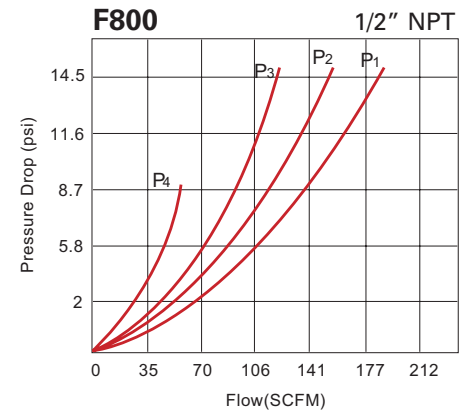
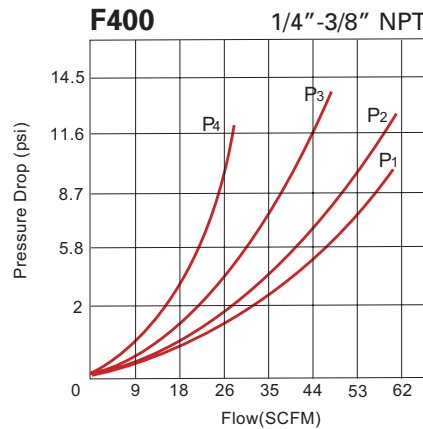
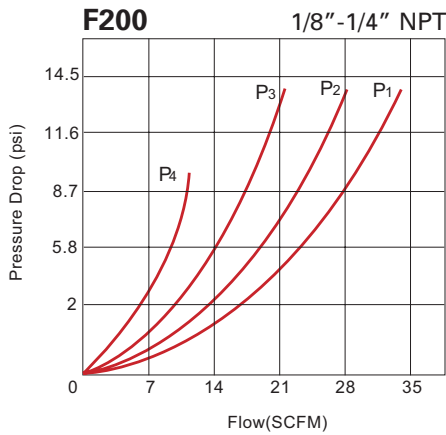
SPECIFICATIONS & FLOW DATA

PARTS BREAKDOWN & CONSTRUCTION MATERIAL

No.	Name	Material
1	Body	Aluminum Die Casting
2	Filter Element	Bronze
3	Baffle	ABS
4	O-Ring	Buna-N
5	Bowl Assembly	Polycarbonate (With Zinc Bowl Guard)
6	Deflector	ABS
7	O-Ring	Buna-N
8	Packing	Buna-N
9	Housing	Aluminum Die Casting
10	Float	Formed PU



FLOW DATA



P1 = 100 psi
 P2 = 75 psi
 P3 = 45 psi
 P4 = 15 psi