

MODULAR AIR FILTER PRESSURE REGULATOR

Piggyback Units



SPECIFICATIONS

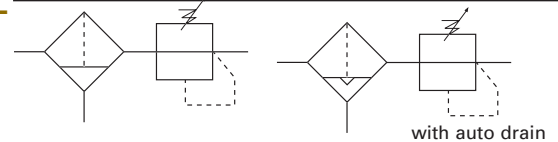
Maximum Supply Pressure	220 psi
Maximum Operating Pressure	145 psi
Ambient & Media Temperature	40°F - 140°F (5°C - 60°C)
Filtration*	25 µm
Bowl Material***	Polycarbonate
Metal Bowl Guard****	Zinc
Regulating Range**	5 psi - 120 psi
Regulator Construction	Relieving Type

*5 micron filter element.

**Low Pressure Regulating Range: 5-35 psi.

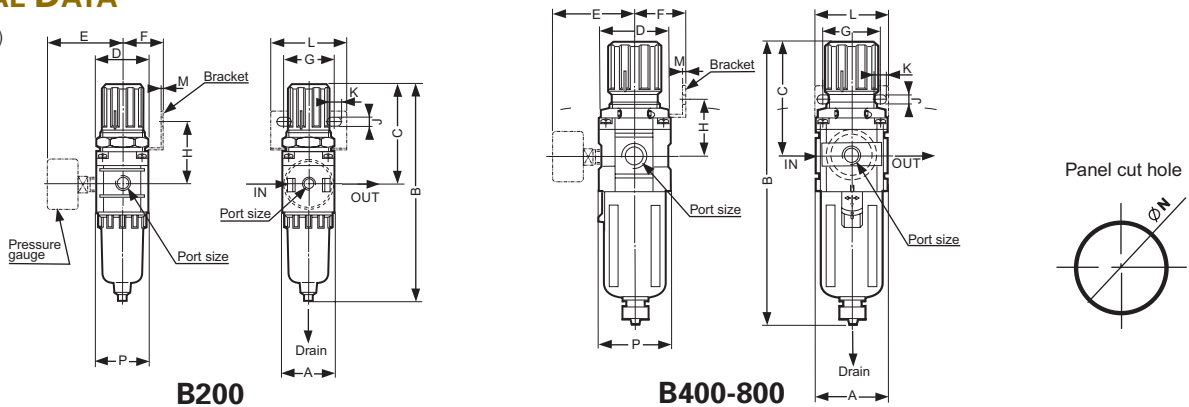
Metal Bowl is available on all series. *No guard on B200.

SYMBOL



DIMENSIONAL DATA

Units: mm (inch)



Model	Port Size NPT	A	B	C	D	E	F	G	H	J	K	L	M	N	P	w/ Auto Drain B
B200	1/8" - 1/4"	39.9 (1.57)	164.6 (6.48)	78.0 (3.07)	40.1 (1.57)	56.9 (2.24)	30.0 (1.18)	34.0 (1.34)	45.0 (1.77)	5.3 (0.21)	15.5 (0.61)	55.1 (2.17)	2.3 (0.09)	33.5 (1.32)	39.9 (1.57)	198.4 (7.81)
B400	1/4" - 3/8"	53.1 (2.09)	211.1 (8.31)	92.5 (3.64)	53.1 (2.09)	60.7 (2.39)	40.9 (1.61)	40.1 (1.57)	46.0 (1.81)	6.6 (0.26)	7.9 (0.31)	52.6 (2.07)	2.3 (0.09)	42.4 (1.67)	55.9 (2.20)	248.9 (9.80)
B800	1/2"	70.1 (2.76)	261.9 (10.31)	112.0 (4.41)	70.1 (2.76)	69.6 (2.74)	50.0 (1.97)	54.1 (2.13)	54.1 (2.13)	8.4 (0.33)	10.4 (0.41)	70.1 (2.76)	2.3 (0.09)	52.6 (2.07)	72.9 (2.87)	301.5 (11.87)
B1600	3/4" - 1"	74.9 (2.95)	267.0 (10.51)	114.0 (4.49)	70.1 (2.76)	75.4 (2.97)	50.0 (1.97)	54.1 (2.13)	55.9 (2.20)	8.4 (0.33)	10.4 (0.41)	70.1 (2.76)	2.3 (0.09)	52.6 (2.07)	72.9 (2.87)	306.1 (12.05)

ORDERING INFORMATION

B - 406 - A - Other Options

Code	Description
B	Filter/Regulator Combo

Model	Port Size
202	1/8"
204	1/4"
404	1/4"
406	3/8"
808	1/2"
1612	3/4"
1616	1"

Code	Option
omit	none
A	Auto Drain
G	Gauge

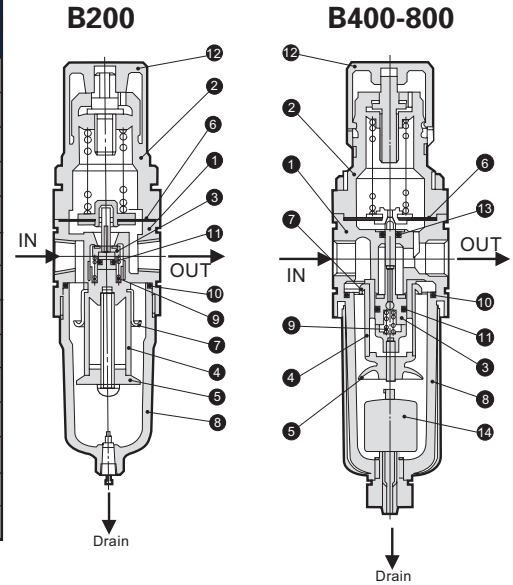
*5 micron filter element.
**Low Pressure Regulating Range: 5-35 psi.

MODULAR AIR FILTER PRESSURE REGULATOR

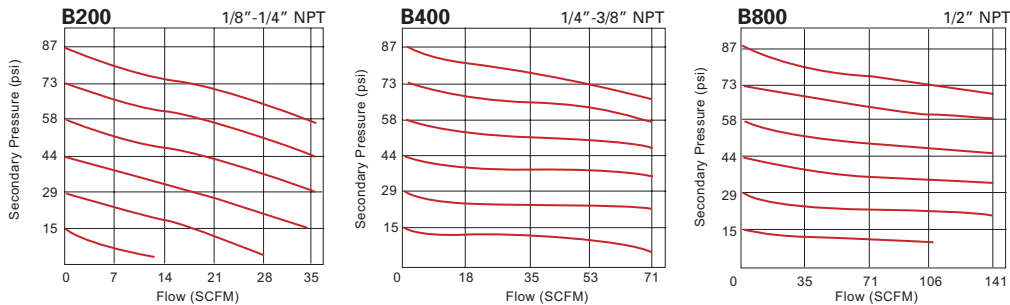
SPECIFICATIONS & FLOW DATA Flow and Pressure Data for Regulators and Combination Units

PARTS BREAKDOWN & CONSTRUCTION MATERIAL

No.	Name	Material		
		B200	B400	B800
1	Body	Zinc Die Casting	Aluminum Die Casting	
2	Bonnet	Reinforced Nylon		Aluminum Die Casting
3	Valve Assem.	Brass & Buna-N		
4	Filter Element	Bronze		
5	Baffle	ABS		
6	Diaphragm Assem.	Buna-N		
7	Deflector	ABS		
8	Bowl Assem.	Polycarbonate (With Zinc Bowl Guard)		
9	Valve Spring	Stainless Steel		
10	Case O-Ring	Buna-N		
11	Valve O-Ring	Buna-N		
12	Knob	Reinforced Nylon		
13	O-Ring	Buna-N		
14	Float	Formed PU		



FLOW DATA Supply Pressure = 100 psi



PRESSURE DATA Supply Pressure = 100 psi Secondary Pressure = 29 psi Flow Rate = .7 SCFM

